


INNOVATIONS 2023



nolte[®]
KÜCHEN



NOLTE BY NATURE




Management
Marc Hogrebe
Melanie Thomann-Bopp

This year, everything at Nolte is focused on the most innovative product in the world: nature. From mystical forests and picturesque lakes to primordial mountain ranges, our natural environment offers the loveliest of colours and impressive textures that provide an endless source of information and have notably influenced our product innovations.

To protect our unique natural environment long-term, we as a company are also called upon to help use our planet's resources in a more sustainable way. You can learn more about Nolte's commitment to this aspect in our sustainability report, which is available for downloading on the last few pages. Now discover the innovations with unique and exceptional inspiration from nature!

The best partner for your success – Nolte by nature.



We produce in Germany – also officially certified by the Verband Deutsche Möbelindustrie Deutschland e.V., the association of the German furniture industry.



The golden M guarantees proven quality, safety and healthy home living.



Voted yet again as Germany's favourite kitchen brand as well as the favourite supplier for kitchen furniture in 2022.



We take the responsibility for our environment and the future of coming generations very seriously. This makes us especially proud to hold several certifications in this context!



INSPIRED BY
**IMPRESSIVE
COLOURS**

MANHATTAN UNI BLACK GREEN

MANHATTAN UNI 48B - Black green • Carcase ED9 - Volcanic oak • Worktop E39 - Volcanic oak
Panels BGD - Black green • Handle combination 852 - Black




ELEGANCE BY NATURE

The new MANHATTAN UNI black green front brings even more natural authenticity to your customers. Shades of green have reinvented themselves and are witnessing a new dawn – not only in planning kitchens.

The aesthetic nuances of the colour green paint a picture of wonderful harmony, and they are also timeless and understated. They are particularly effective in combination with wood decors – as shown here with volcanic oak. A real alternative to the classic colours.



New to the product line-up: the classy black mixer taps from the German WASSERWERK brand.



Base and tall units shelves can also be upgraded with LED lighting recessed in the side.

Light in the right place!

As from the 2023 collection, our top panels are also available with lighting ex-works.

Not only accentuating the splashback panelling in volcanic oak, the work surface is provided with plenty of illumination too.





INSPIRED BY
UNIQUE
ELEMENTS



PERFECTLY BALANCED BY NATURE

The new colour shade from the PLUS range in lava soft mat with anti-fingerprint finish perfectly complements timeless decors such as MANHATTAN oak graphite silver. The unusual counter element as well as the homely sideboard make this composition a real eye-catcher. The look is underscored by the clever use of different lighting solutions: from the illuminated horizontal and vertical finger pull to the recessed lighting in the shelves and the new top panel lighting. This is where you can show your customers all of the options in a single glance.



PLUS LAVA SOFT MAT
MANHATTAN OAK GRAPHITE SILVER

PLUS 60L - Lava soft mat • MANHATTAN 486 - Oak graphite silver • Carcase SHD - Sahara
Worktop E36 - Oak graphite silver • Panels SAL - Lava soft mat AFP • Handleless MatrixArt 591 - Black

This is where
you will find your
**PLANNING
ALTERNATIVE**



This stylish sideboard solution with bar flap door and wine rack is a perfectly balanced addition that picks up on elements from the living area. The new lighting in the top panel adds a homely feel.



A place for everything – and everything neatly in place with the Nolte interior organisers.



MatrixArt – the black illuminated finger pull makes a particularly classy feature.

A wide-angle landscape photograph of a calm lake at sunset. The sky is filled with soft, horizontal bands of color, transitioning from deep blue at the top to warm orange and pink near the horizon. The water in the foreground is perfectly still, acting as a mirror for the sky and the surrounding landscape. In the middle ground, a small town is nestled on the left bank, and a prominent white church with a dark steeple stands on the right bank. The background is dominated by majestic, forested mountains, some with patches of snow or light-colored rock. A thin layer of mist or low clouds hangs between the mountain ranges. A bright, multi-pointed starburst graphic is positioned above the text on the right side of the image. Two thin white horizontal lines are placed above and below the text.

INSPIRED BY
FASCINATING
SURFACES



FINE LACK HIGH-GLOSS PLATINUM GREY
TAVOLA OAK BAROLO

FINE LACK 52P - High-gloss platinum grey • **TAVOLA 572** - Oak barolo • Carcase PGD - Platinum grey • Worktop U50 - Platinum grey
 Panels G43 - Gloss platinum grey / EFB - Veneer, oak barolo • Handle trim 675 - Stainless-steel look

This is where
 you will find your
**PLANNING
 ALTERNATIVE**

**BRILLIANCE
 BY NATURE**

Discover your tomorrow's bestseller even today: introducing the new FINE LACK range, we are adding a high-gloss genuine lacquer in four sales-boosting colours to price group 4. FINE LACK is the perfect choice for anyone attaching importance to lasting quality at highly attractive value for money.



A real eye-catcher:
 Now also available
 in platinum grey,
 the glass splashback
 matches the FINE LACK
 surface finish!

Clever detail solution:
 The combination of 25 mm
 panels in gloss platinum
 grey and the 12 mm panel
 in oak barolo make a
 homely statement.





INSPIRED BY
SPECIAL
MOMENTS

INDIVIDUALITY BY NATURE

The classic country kitchen has been re-inventing itself for a number of years. Our LUGANO LACK now adds a further modern interpretation of the framed look in genuine wood. This spacious country kitchen in henna red is eye-catcher and space wizard all in one. Combining it with modern elements, like black handles or a worktop in basalt look, gives the kitchen a particularly unique feel with unusual nuances.



LUGANO LACK HENNA RED SOFT MAT

LUGANO LACK F31 - Henna red soft mat • Carcase SHD - Sahara • Worktop S88 - Basalt Panels ER5 - Lacquer, reproduction henna red ash soft mat • Handle 91A - Black

This is where you will find your **PLANNING ALTERNATIVE**

Wooden fronts look welcoming and make a kitchen the favourite place to be. With its authentic graining, LUGANO LACK in henna red perfectly underscores this kitchen's modern country style. To cover as many of your customers' wishes as possible, if not all of them, and plan an all-embracing kitchen solution, it is possible to configure the surrounding elements in ash reproduction too.

Whether espresso in the morning or tea and biscuits in the afternoon: the bench with profiled back section is an inviting retreat in the middle of the kitchen.





INSPIRED BY
**AUTHENTIC
TEXTURES**

LUGANO LACK MAGMA SOFT MAT

LUGANO LACK F09 - Magma soft mat • Carcase SHD - Sahara • Worktop granite (on site)
Visible sides ER9 - Reproduction magma ash soft mat • Handle combination 850 - Black



STYLED BY NATURE

The new LUGANO LACK genuine wood front in magma soft mat seamlessly complements our modern country-style line-up. Created by the use of genuine materials such as wood, glass and granite, the high-quality impression of this kitchen composition is complemented by the elegant, black display cabinets with integrated lighting, and provides the perfect framework for appliance units. The striking cooking island lets you give your customers a communication hub in the kitchen.



Glass cabinets with integrated lighting complement this elegant composition and stylishly set off the kitchen with stunning effect.





INSPIRED BY
**TIMELESS AESTHETIC
APPEAL**



FRAME LACK BLACK GREEN SOFT MAT
SOFT LACK BLACK GREEN SOFT MAT

FRAME LACK A38 - Black green soft mat • SOFT LACK 76N - Black green soft mat • Carcase GTD - Graphite
 Worktop C30 - Concrete white • Visible sides and panels LM8 - Lacquer, black soft mat • Handle combination 850 - Black



DURABLE
 BY NATURE

The special feature of this kitchen is the combination of two different front ranges from our our mat lacquer concept. This is where modern style meets timeless elegance. Combining the new black green colour shade with the worktop and splashback in concrete white produces a look of beautiful harmony. The interesting part: you can design this kitchen in 17 further colours – all with a focus on meeting your customers personal taste.



This is where an unusual end section on the kitchen island provides visual focus second to none.





FRONTS + MODELS
2023

FRONTS 2023

An absolute highlight in the 2023 collection is the new black green front colour which graces any kitchen with elegance and aesthetic appeal.

Introducing FINE LACK, we are extending our range by a selection of genuine lacquers in price group 4.

Lava is being added to the PLUS range.

Shown on the next page, our LUGANO LACK front brings a new facet to the modern country kitchen look.

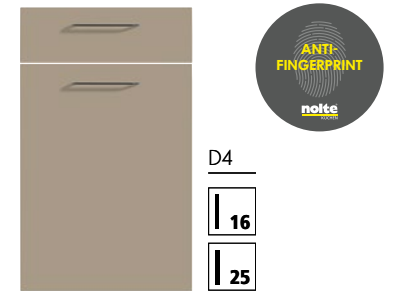
PG1 / M20 **MANHATTAN UNI**
Melamine resin mat



48B Black green

Surrounding elements:
D1 **BGD** Black green (panels, open shelf units)


PG3 / P14 **PLUS**
Laminate mat AFP



60L Lava soft mat

Surrounding elements:
D3 **SAL** Lava soft mat with anti-fingerprint finish (panels)
D1 **LAD** Lava (Visible sides, open shelf units, plinths, claddings / filler panels)

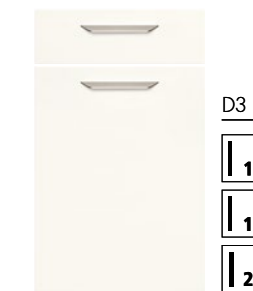
PG4 / F25 **FINE LACK**
High-gloss genuine lacquer



52A High-gloss arctic white

Surrounding elements:
D3 **LLA** Lacquer, gloss arctic white (panels)
D2 **G56** Gloss arctic white (Visible sides, open shelf units, plinths, claddings / filler panels)

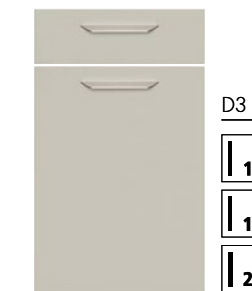
PG4 / F25 **FINE LACK**
High-gloss genuine lacquer



52I High-gloss white

Surrounding elements:
D3 **LLW** Lacquer, gloss white (panels)
D2 **G79** Gloss white (Visible sides, open shelf units, plinths, claddings / filler panels)

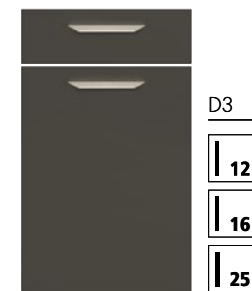
PG4 / F25 **FINE LACK**
High-gloss genuine lacquer



52P High-gloss platinum grey

Surrounding elements:
D3 **LL3** Lacquer, gloss platinum grey (panels)
D2 **G43** Gloss platinum grey (Visible sides, open shelf units, plinths, claddings / filler panels)

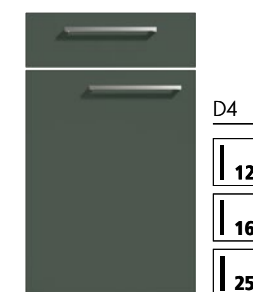
PG4 / F25 **FINE LACK**
High-gloss genuine lacquer



52G High-gloss graphite

Surrounding elements:
D3 **LLH** Lacquer, gloss graphite (panels)
D2 **G45** Gloss graphite (Visible sides, open shelf units, plinths, claddings / filler panels)

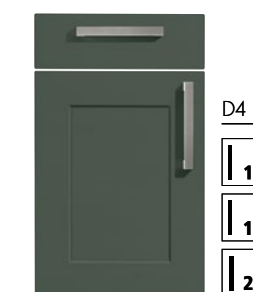
PG4 / S19 **SOFT LACK**
Genuine lacquer soft mat



76N Black green soft mat

Surrounding elements:
D4 **LM8** Lacquer, black green soft mat (visible sides, plinths, open shelf units, panels, claddings / filler panels, gallery shelves, ceiling panels, pilasters, KP2/LB2, KP5/LB5, KP7/LB7, KP9/LB9, splashback panelling)

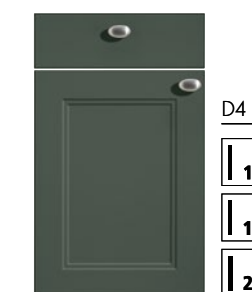
PG6 / F30 **FRAME LACK**
Genuine lacquer soft mat



A38 Black green soft mat

Surrounding elements:
D4 **LM8** Lacquer, black green soft mat (visible sides, plinths, open shelf units, panels, claddings / filler panels, gallery shelves, ceiling panels, pilasters, KP2/LB2, KP5/LB5, KP7/LB7, KP9/LB9, splashback panelling)

PG6 / W10 **WINDSOR LACK**
Genuine lacquer soft mat



72N Black green soft mat

Surrounding elements:
D4 **LM8** Lacquer, black green soft mat (visible sides, plinths, open shelf units, panels, claddings / filler panels, gallery shelves, ceiling panels, pilasters, KP2/LB2, KP5/LB5, KP7/LB7, KP9/LB9, splashback panelling)

PG6 / T24 **TORINO LACK**
Genuine lacquer soft mat




C38 Black green soft mat

Surrounding elements:
D4 **LM8** Lacquer, black green soft mat (visible sides, plinths, open shelf units, panels, claddings / filler panels, gallery shelves, ceiling panels, pilasters, KP2/LB2, KP5/LB5, KP7/LB7, KP9/LB9, splashback panelling)

LUGANO LACK

Inspired by paragons from nature

PG7 / L35 **LUGANO LACK**
Genuine ash / genuine lacquer soft mat



LUGANO LACK is synonymous with high-quality fronts in genuine ash with a solid frame and authentically grained veneered infill. Integrated in the Nolte Küchen mat lacquer concept, this front is available in 18 colours.

The special part: not only the front, but all of the surrounding elements are also available in material with this wood grain (ash reproduction).

D4
16
25

AVAILABLE
FROM MARCH
2023

Front: **18 colours**

Surrounding elements
(ash reproduction): **18 colours**

D4 (Visible sides, plinths, open shelf units,
claddings / filler panels, gallery shelves,
ceiling panels, KP9/LB9)



F01
White soft mat



F02
Magnolia soft mat



F08
Sahara soft mat



F07
Lava soft mat



F09
Magma soft mat



F19
Avocado soft mat



F20
Olive soft mat



F31
Henna red soft mat



F13
Rose hip soft mat



F10
Arctic white soft mat



F30
Platinum grey soft mat



F03
Quartz grey soft mat



F37
Graphite soft mat



F38
Black green soft mat



F18
Black soft mat



F17
Deep blue soft mat



F16
Blueberry soft mat



F06
Opal soft mat



COORDINATED


BY NATURE

A picture of harmony
in any combination

Colour is inspiration, atmosphere and creativity.
And provides virtually endless ways of individualising.

Our mat lacquer concept paints a coherent picture
of warm, vibrant tones and cool, calming colours.
Black green makes exciting new statements in the
choice of colour finishes, while LUGANO LACK
extends the range of available front designs.

Advise your customers with 18 selected colours
that make every kitchen a unique highlight.



Genuine lacquer for a modern and
classy ambience in the kitchen.

ELECTRIC DRIVE (EMA)

Now for even more unit models

Power-assisted flap-door fittings open cabinet doors quickly and quietly. With immediate effect, lift-up doors are also available with motorised drive.

Electric drive for lift-up door fitting



Additionally available for the following cabinet models:

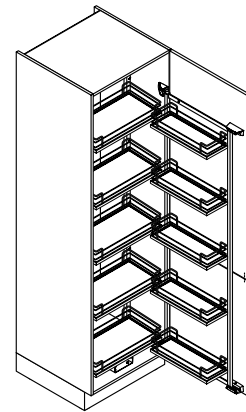
HAL ...
GKL ...
GBL ...

Optimised fitting for larger unit with pull-out shelves



Besides a changed look, the storage baskets at the front are now also height-adjustable.

Unit type VVK ...



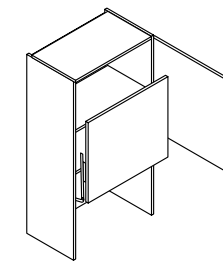
GREATER FLEXIBILITY

thanks to deeper carcasses

The extended range of cabinet models for wall units, which are now also available in a carcass depth of 350 and 460 mm, provide even greater planning flexibility.

From now on, vertical MatrixArt recessed handle profiles are also available for top-mounted units. Also with optional lighting of course!

Top-mounted unit / new addition



1 door, 1 adjustable shelf, 1 lift-up door (hole for handle must be drilled on site), 2 SCHUKO earthed sockets

Carcass depth 350 mm Carcass depth 460 mm

HAL 60 - 115 **HAL 60 - 115 - 48**
HAL 60 - 130 **HAL 60 - 130 - 48**
HAL 60 - 145 **HAL 60 - 145 - 48**



NEW GENERATION OF FLAP-DOOR FITTINGS

Easy and convenient operation

The fittings of our folding and pivoting flap door units as well as lift-up doors are undergoing technical optimisation. This means in future that pivoting flap door units will no longer require the synchronisation bar previous needed between the fittings!

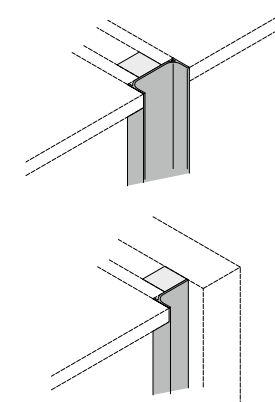
Applies to the following unit models:

Pivoting flap door units **HL ...**
Folding flap door units **HFK ...**
Top-mounted units **HAL ...**
Tall units **GKL ... / GBL ... / YGG ...**

CHANGE FROM 1.1.2023



Vertical handle profiles / addition



for **HAL ... / HASK ... / HASKV ... / HAVDN ...**

Vertical finger pull C-profile

for carcass height 1160 - 1188 mm **YP - C - 115**
for carcass height 1310 - 1338 mm **YP - C - 130**
for carcass height 1460 - 1488 mm **YP - C - 145**

Vertical finger pull C-profile

for carcass height 1160 - 1188 mm with lighting **YP - C - 115 - EMO**
for carcass height 1310 - 1338 mm with lighting **YP - C - 130 - EMO**
for carcass height 1460 - 1488 mm with lighting **YP - C - 145 - EMO**

Vertical finger pull L-profile

for carcass height 1160 - 1188 mm **YP - L - 115**
for carcass height 1310 - 1338 mm **YP - L - 130**
for carcass height 1460 - 1488 mm **YP - L - 145**

Vertical finger pull L-profile

for carcass height 1160 - 1188 mm with lighting **YP - L - 115 - EMO**
for carcass height 1310 - 1338 mm with lighting **YP - L - 130 - EMO**
for carcass height 1460 - 1488 mm with lighting **YP - L - 145 - EMO**

Available in the following colours:

598 Artic white
790 Premium white
595 Stainless steel look
593 Quartz grey
591 Black



SMALL THINGS WITH BIG IMPACT

extended range of socket elements

Sockets should blend into the kitchen's overall picture for the smartest possible look. Our new elements make it possible to plan all connections with effortless ease for an unblemished overall look.

EVoline® One socket element, single



Single, EVoline® One
for installing in a material thickness of 10 mm and over in front panels, panels, worktops etc.
Installation drill hole Ø 54 mm
Installation depth 50 mm

SEONE - E stainless steel or black
SEONE - F stainless steel or black
SEONE - G stainless steel or black

EVoline® One socket element, USB A+C



Double USB charger A/C, EVoline® One
for installing in a material thickness of 10 mm and over in front panels, panels worktops etc.
Installation drill hole Ø 54 mm
Installation depth 50 mm

SEONE - USB stainless steel or black

EVoline® Wing drawer socket element, single/USB A+C



Single, double USB charger A/C, EVoline® Wing
for fitting in drawers/interior drawers, incl. cable management

SEWING - E Black
SEWING - F Black
SEWING - G Black

Inductive charger



Installation drill hole Ø 60 mm
Installation depth 16 mm
Dimensions: diameter 73.8 mm x 18.5 mm

SEQIC Black

Colour change

The present
EVoline® Square Qi and **EVoline® V-Dock**
socket elements will be changed to **black** so they match the other sockets.


CREATE ATMOSPHERE

with mood lighting

Light makes spaces homely and inviting, and plays an important part in all furnishings, as indeed it also does in planning a kitchen. We have extended our lighting concept to give you even more flexibility in planning.

Top panels and floating wall shelves with lighting

Top panels and floating wall shelves are available in thicknesses of 16 and 25 mm with a routed channel for integrated lighting. There is a choice of the following recessed lights:



- | | | |
|--------------------------------------|--|---|
| LED - EMO - SR68 | LED - PAD | LED - EMO - LUL |
| Provided for the following items: | | |
| Wall shelves | Top panels | |
| 25 mm thickness
WSTB ... | 25 mm thickness
WA - B - VAR
WA - HB - VAR
WA - SB - VAR | 16 mm thickness
W16 - B - VAR
W16 - HB - VAR
W16 - SB - VAR |
| 16 mm thickness
WSTB16 ... | | |

Recessed LED lights for base and tall unit shelves

Including routed channel in the carcass sides, now available for all base and tall-unit shelves.

LED - LKR - 30/45/60/75/90/105
LED - LKR - 135/150/195/210/225



ADDITIONAL COLOUR FINISHES

Glass splashbacks

The following colours are being added to the existing range of our glass splashbacks:

- | | |
|------------|--|
| NVG | PGG Glass, platinum grey lacquered |
| | GGL Glass, graphite lacquered |
| | PLS Glass, satin-finish platinum grey |
| | GSL Glass, satin-finish graphite |



WASSERWERK MIXER TAPS

first-class and long-lasting quality

The black mixer taps from WASSERWERK bring sustainable product options to our range. WASSERWERK products are marked by modern design, practical attributes and high-quality materials. And all with a focus on conserving resources – made in Germany!



Mixer tap with swivelling spout



Colour: black mat
Height: 330 mm
Reach: 230 mm
Turning range: 360°
MIX - 720 - FH - S
High pressure

Mixer tap with swivelling spout and pull-out spray



Colour: black mat
Height: 300 mm
Reach: 235 mm
Turning range: 360°
MIX - 731 - SH - S
High pressure

Mixer tap with swivelling spout



Colour: black mat
Height: 300 mm
Reach: 260 mm
Turning range: 360°
MIX - 730 - FH - S
High pressure

DOWNDRAFT EXTRACTORS

and extractor hoods

Consistently catering to the trend towards downdraft extractors, we are adding five new models this year.

Downdraft extractor ALPHA



Glass ceramic induction hob and integrated extractor fan, 780 mm

from cabinet widths of 800 mm

ML 80 - ALPHA - A ducted
ML 80 - ALPHA - U recirculating

Downdraft extractor FIT XL



Glass ceramic induction hob and integrated extractor fan, 830 mm

from cabinet widths of 900 mm

ML 90 - FIT - A ducted
ML 90 - FIT - U recirculating

Downdraft extractor PRIME S



Glass ceramic induction hob and integrated extractor fan, 830 mm

from cabinet widths of 900 mm

ML 90 - PRIME2 - A ducted
ML 90 - PRIME2 - U recirculating

Downdraft extractor STYLO



Glass ceramic induction hob and integrated extractor fan, 800 mm

from cabinet widths of 800 mm

ML 90 - STYLO - A ducted
ML 90 - STYLO - U recirculating

Downdraft extractor GALILEO SMART



Glass ceramic induction hob and integrated extractor fan, 830 mm

from cabinet widths of 900 mm

ML 90 - GALILEO - A ducted
ML 90 - GALILEO - U recirculating

Wall-mounted extractor hood



Wall-mounted extractor hood, 800 mm wide

WH 80 - TWEET - S
Colour: black



“ We don't see sustainability as a trend. For us, sustainability means treating people, the environment and nature with respect. ”

Sustainability has always been a part of Nolte Küchen's corporate policy. Social responsibility, protecting the environment and conserving natural resources are always taken into account in our daily actions and thoughts in order to achieve lasting improvements for people and nature.

OUR COMMITMENT TO ...



THE COMPANY

As a matter of good corporate governance and the associated values, we have established resilient structures, processes and partnerships over a period of many years. High quality; modern aesthetics, sustainability and an attractive price-performance ratio are the factors that are always taken into account in our product range. So, for instance, over 99% of the woods we use complies with the principles of sustainable wood criteria.



THE ENVIRONMENT

As a company, we have made it our aim to maintain a responsible and sustainable use of natural resources. Thanks to our effective climate management, we are able to manufacture our products in a climate-neutral manner at our two operating bases in Löhne and Melle. The main fuel sources at Nolte Küchen are certified green electricity and our boilers, which operate with offcut wood from production.



THE PEOPLE

Our members of staff are particularly close to our heart. Their dedication, knowledge, experience and curiosity are what define us as Nolte Küchen. For this reason, we are pleased to assist our staff in furthering their development – both on the work side through basic and further training as well as on a private level by respecting and enhancing their work-life balance.



THE SOCIETY

Ever since Nolte Küchen was first founded, we have cultivated close ties with the region, and we actively foster its well-being and growth. Social commitment is a tradition for us, and we have placed great emphasis on it from the very first day. We help people and regions in emergency situations, such as educational institutions, associations and foundations that are involved in child protection. Our credo: support is given where support is needed.



Discover here the
**NOLTE
SUSTAINABILITY
REPORT**

The kitchen is the room of rooms.
We probably *live* more,
and more *intensively*,
here than anywhere else in the home.
It is the place where
we meet, where we encounter others.
As family or friends.
As a couple.
We *cook*, *eat* and *enjoy* ourselves
in the kitchen. And sometimes we have
all the time in the world as we do so.
We argue. And *make up again*.
We read, write, send emails, post messages.
And maybe philosophise a little.
And – quite secretly – the kitchen sets
the rhythm of our day.
Good morning. Then midday. Then evening.
And sometimes night ...
Which is *why we love* the kitchen.

Living in the kitchen. nolte

VF-NP23-GB

Subject to technical change without notice. Colour shades shown in this catalogue may sometimes vary slightly from original colours for printing and photographic reasons.

Nolte Küchen GmbH & Co. KG | Anni-Nolte-Straße 4 | 32584 Löhne | www.nolte-kuechen.com



nolte[®]
KÜCHEN